



Prospective Passenger Vehicle Driver

2012 Edition

Québec 







Prospective Passenger Vehicle Driver

In order to reduce the number of driving offences and to lower the accident rate among young drivers, a driving course and graduated licensing are mandatory for all new drivers of a passenger vehicle (Class 5) in Québec.

The driving course provides new drivers with the skills required to become safe, cooperative and responsible drivers, and graduated licensing helps them acquire driving experience under conditions where the level of risk is reduced.

Please carefully read this brochure to learn about the steps required to get a licence to drive a passenger vehicle.



Contents

Driving a passenger vehicle	4
Five steps to obtaining a Class 5 driver's licence	4
1. Registering for the driving course	5
2. Getting a learner's licence	6
3. Passing the knowledge test	8
4. Passing the road test	9
5. Getting a probationary licence	12
Zero alcohol	13
Demerit points	14
Holders of a learner's or probationary licence	14
Holders of a driver's licence	15
Offences	16
It pays to have a good driving record	18
Your insurance policy...	20
... for bodily injury	20
... for mandatory liability insurance	22
Consent of a person having parental authority	23
Protection of personal Information	24
Road test checklist	26

This brochure is not a text of law. For any reference of legal nature, please consult the *Highway Safety Code* and attendant regulations.

Version française originale disponible sur demande.

Legal Deposit: 4th quarter 2010
Bibliothèque et Archives nationales du Québec
ISBN 978-2-550-60033-6 (print version)
ISBN 978-2-550-60034-3 (PDF)

Société de l'assurance automobile du Québec
Direction des communications

Driving a passenger vehicle

The licence class required

To drive a passenger vehicle, you must hold a Class 5 licence. This licence entitles its holder to drive any two-axle vehicle with a net weight of less than 4,500 kg, motor homes, tool vehicles or service vehicles.

Minimum age

To obtain a Class 5 licence, you must:

- be at least 16 years old;
- have the written consent of a person having parental authority if you are under age 18.

Five steps to obtaining a Class 5 driver's licence

- Registering for the driving course
- Getting a learner's licence
- Passing the knowledge test
- Passing the road test
- Getting a probationary licence

1. Registering for the driving course

The passenger vehicle driving course is mandatory. The first step is to register for the driving course at a driving school recognized by the Association québécoise du transport et des routes.

The course includes both theoretical and practical components.

You are required to successfully complete Phase 1 of the driving course, which includes five theoretical modules, before getting your learner's licence.

Choosing a driving school

For information on recognized driving schools, contact:

■ Association québécoise du transport et des routes

1255, rue University, bureau 210
Montréal (Québec) H3B 3B2

Telephone: 514 595-9110

Web site: www.aqtr.qc.ca

2. Getting a learner's licence

The second step is to get a learner's licence. Before going to a Société de l'assurance automobile du Québec (SAAQ) service centre to get this licence, you are required to have passed Phase 1 of the driving course at a driving school recognized by the Association québécoise du transport et des routes.

You must prove your identity before getting the licence.

Show two pieces of identification, including one with photo, from among the following:

◆ 1st piece

If you were born in Québec:

- the original of your birth certificate issued by the registrar of civil status (Directeur de l'état civil) after January 1, 1994 (a certificate of birth issued by a parish or by the Ministère de la Justice is not accepted);
- a Canadian passport;
- a Canadian Armed Forces identity card;
- a Certificate of Indian Status.

If you were born elsewhere:

- the original of a birth certificate issued by a Canadian province or territory;
- a Canadian Citizenship Certificate with photo;
- confirmation of permanent residence and a Permanent Resident Card;
- other proof of legal presence in Canada.

◆ 2nd piece

- your Health Insurance Card;
- a licence authorizing you to drive a vehicle.

If you hold a probationary licence, a driver's licence or an identity card issued by the SAAQ, show only this piece of identification (it's the quickest way to prove your identity).

Once your identity has been confirmed, you are required to:

- provide the original of the signed *Consent of a Person Having Parental Authority* form if you are under age 18;
- provide a duly completed certificate that confirms that you successfully completed Phase 1 of the driving course;
- fill out the SAAQ's *Declaration of Illness or Impairment* form and meet the medical requirements;
- pass the SAAQ's vision test;
- pay the licence fee (in cash, by cheque or with a debit card [except in mobile service units]).

With your learner's licence, you can drive on the road accompanied by a driving instructor during the driving course or with an accompanying rider outside the driving course. This is where you will acquire the practical skills required to drive a passenger vehicle.

When driving outside the course, you must be accompanied by a person who has held a valid passenger vehicle driver's licence for at least two years, and who is able to provide assistance and advice. A probationary licence holder may not serve as an accompanying rider.

Learner's licence restrictions

This licence, which you are required to hold for a minimum of 12 months, is issued with the following restrictions:

- You must be accompanied while driving at all times;
- When **4 demerit points** or more are entered on your driving record, your licence is automatically revoked for a minimum period of 3 months;
- You are prohibited from driving after drinking any alcohol.

3. Passing the knowledge test

The third step is passing the knowledge test. You can only take this test after holding a learner's licence for at least 10 months.

To register for the knowledge test

You can register for the knowledge test online (www.saaq.gouv.qc.ca) or by using the SAAQ's automated telephone service, where you will need to provide the file number that appears on your learner's licence.

Telephone numbers to call:

- | | |
|----------------------------------|----------------|
| ■ In Québec (city and vicinity): | 418 643-5213 |
| ■ In Montréal: | 514 873-5803 |
| ■ From elsewhere in Québec: | 1 888 667-8687 |

You must go to an SAAQ service centre to take the test.

On the day of the test remember to bring:

- your learner's licence;
- your identity card issued by the SAAQ (if one was issued);
- one of the pieces of identification required on the day you were issued your learner's licence.

Once your identity has been confirmed, you are required to:

- take the knowledge test;
- pay the test fees (in cash, by cheque or with a debit card [except in mobile service units]).

If you fail

You must wait at least 28 days before retaking the knowledge test, for which you will have to make a new appointment.

4. Passing the road test

Passing the road test is the fourth step. To take this test, which you are required to pass in order to get a probationary licence, you must have:

- passed the knowledge test;
- held a learner's licence for at least 12 months;
- successfully completed a theoretical and practical driving course at a driving school recognized by the Association québécoise du transport et des routes.

To register for the road test

You can register for the road test online (www.saaq.gouv.qc.ca) or by using the SAAQ's automated telephone service, where you will need to provide the file number that appears on your learner's licence.

Telephone numbers to call:

- | | |
|----------------------------------|----------------|
| ■ In Québec (city and vicinity): | 418 643-5213 |
| ■ In Montréal: | 514 873-5803 |
| ■ From elsewhere in Québec: | 1 888 667-8687 |

You must go to an SAAQ service centre to take your test.

On the day of the test remember to bring:

- your learner's licence;
- your identity card issued by the SAAQ (if one was issued);
- one of the pieces of identification required on the day your learner's licence was issued.

Once your identity has been confirmed, you must provide:

- the original of a new signed *Consent of a Person Having Parental Authority* form if you are under age 18;
- a duly completed certificate attesting that you successfully completed the driving course;
- a valid and signed registration certificate and proof of liability insurance for the vehicle you will be using during the road test;
- payment in cash, by cheque* or with a debit card (except in mobile service units) to pay for:
 - the test fee;
 - the licence fee.

*Prepare two separate cheques.

The probationary licence fee covers the driving privilege, an administrative charge, the insurance contribution, the cost of the photograph and your plasticized licence, which you will receive by mail.

If you must cancel your appointment, please notify the SAAQ at least 48 hours ahead of time, or charges will apply.

In case of bad weather, please check to make sure your appointment has not been cancelled.

Road test vehicle

The SAAQ will not provide you with a passenger vehicle for the road test. It is your responsibility to report to your road test with a vehicle in good mechanical condition.

If you rent a vehicle, you will be required to show the rental contract or payment receipt before taking the road test.

Regardless of the vehicle used, you will not be allowed to have any passengers or pets in the vehicle during the road test.

The driving examiner will ask you to install a removable sign on the roof, displaying the words "Examen de conduite." This sign is provided by the SAAQ.

Passenger vehicle components checked by the SAAQ driving examiner

- general body condition
- tire condition
- headlights
- brake lights, including eye-level brake lights
- turn-signal lights
- windshield, side windows, rear window and mirrors
- doors
- horn
- seat belts
- muffler
- headrests
- parking brake
- speedometer
- other components depending on weather conditions

A vehicle that is not found to be in good mechanical condition cannot be used for the road test. You must then make a new appointment.

The evaluation

Before the test, the examiner will inform you about the testing procedure.

Once the road test is over, the examiner will give you the results and indicate your strong points as well as the areas where there could be improvement, even if you passed.

If you fail

You must wait at least 28 days before retaking the road test, for which you will have to make a new appointment.

5. Getting a probationary licence

Once you have passed the road test, you can get a probationary licence. This is the last step before getting your driver's licence.

Probationary licence restrictions

The probationary licence, which is valid for 24 months, is issued with the following restrictions:

- When **4 demerit points** or more are entered on your driving record, your licence is revoked for a minimum period of 3 months;
- You are prohibited from driving after consuming alcohol;
- You are prohibited from serving as an accompanying rider to assist a learner driver of a road vehicle.

Driver's licence

After the 24-month period has elapsed, you may get a Class 5 driver's licence.

Zero alcohol

New drivers

Learner's licence and probationary licence holders who drive after drinking alcohol commit an offence under the *Highway Safety Code*. Violation of the zero alcohol rule results in the immediate suspension of the offender's licence for 90 days.

If offenders are found guilty, 4 demerit points are entered on their driving record. As a result, their licence will be revoked for an additional 3 months and they will receive a fine of \$300 to \$600*.

The 90-day suspension period and the 3-month revocation period are added to the time remaining to complete the learning or probationary period.

Furthermore, if offenders are found guilty of driving with a blood-alcohol level in excess of 80 mg per 100 ml of blood (.08), they have also committed an offence under the *Criminal Code*.

Drivers aged 21 and younger

Holders of a driver's licence aged 21 and younger are prohibited from driving or having the care or control of a road vehicle when there is alcohol in their system.

Violation of the zero alcohol rule results in the immediate suspension of the licence for 90 days. If licence holders are found guilty:

- **4 demerit points** are entered on their driving record;
- They will have to pay a \$300 to \$600 fine*.

*Other fees may be added to the fine provided under the *Highway Safety Code* (contribution to the IVA crime victims compensation program, registry fees, etc.).

Demerit points

The SAAQ enters demerit points on the record of drivers who commit certain offences under the *Highway Safety Code*.

Holders of a learner's or probationary licence

For holders of a learner's or probationary licence, once 4 or more demerit points are entered on their driving record, their licence is revoked for a minimum period of 3 months.

The revocation period is added to the number of months remaining to complete the learning or probationary period.

To get a new probationary or learner's licence after the penalty period has ended, you are required to:

- call the SAAQ to make an appointment at one of our service centres before the end of the penalty period;
- pass the reinstatement knowledge test;
- pay the test and licence fees.

Example

You have held a probationary licence for 15 months. You therefore have 9 months to go before the 24-month probationary period ends. If 4 demerit points are entered on your record as a result of an offence, your licence is revoked for 3 months.

After the penalty period has ended and the procedure to get a new licence has been completed, you will be issued a new probationary licence, valid for 9 months.

Holders of a driver's licence

Once you hold a driver's licence, you are subject to the following conditions according to your age:

- Under age 23 When 8 or more demerit points are entered on your driving record, your licence is revoked.
- Age 23 to 24 When 12 or more demerit points are entered on your driving record, your licence is revoked.
- Age 25 or older When 15 or more demerit points are entered on your driving record, your licence is revoked.

The minimum licence revocation period is 3 months. It could go up to 6 or 12 months depending on the number of demerit points entered for a single offence, or if your driver's licence has previously been revoked.

The revocation of your licence means that you no longer have the right to drive during the penalty period or, if you do not hold a licence, your right to obtain one is suspended.

Offences

Offences that result in the entry of demerit points on a driver's record	Number of points
• Driving at a speed too great for weather or road conditions	2
• Tailgating	2
• Accelerating when being passed	2
• Passing a bicycle too closely in a travel lane	2
• Failure to yield to pedestrians and cyclists at an intersection	2
• Sudden braking without cause	2
• Failure to yield to oncoming traffic	2
• Failure to wear a helmet (motorcycles, mopeds & motorized scooters)	3
• Failure to stop before turning right at a red light (where permitted)	3
• Failure to wear a seat belt	3
• Prohibited passing on the right	3
• Prohibited passing on the left	3
• Prohibited driving in reverse	3
• Failure to obey the order or signal of a peace officer, school crossing guard or flag person	3
• Failure to obey a red light or stop sign	3
• Failure to come to a mandatory stop at a level crossing	3
• Prohibited crossing of a solid line to pass a vehicle	3
• Driving while using a hand-held device with a telephone function	3
• Prohibited passing in a lane reserved for oncoming traffic	4
• Speeding or reckless driving	4
• Zigzagging to pass	4
• Driving for a wager or stake or in a race	6
• Failure to stop when approaching a school bus or minibus with its flashing lights or stop sign in operation OR illegal passing of such a vehicle in either direction	9

• Prohibited use of a tunnel by a vehicle carrying dangerous substances	9
• Failure of a driver involved in an accident to do his or her duty	9
• Failure to stop at a level crossing when driving a bus, a minibus or a road vehicle equipped for the transport of dangerous substances	9
• Driving with the presence of alcohol in the body *	4
• Failure to provide a breath sample *	4
• Driving without an accompanying rider (for learners only)	4

Exceeding the speed limit	Zone of 60 km/h or less	Zone of more than 60 km/h and not more than 90 km/h	Zone of 100 km/h
by 11 to 20 km/h	1	1	1
by 21 to 30 km/h	2	2	2
by 31 to 45 km/h			
31 to 39 km/h	3	3	3
40 to 45 km/h	6	3	3
by 46 to 60 km/h			
46 to 49 km/h	10	5	5
50 to 59 km/h	10	10	5
60 km/h	10	10	10
by 61 to 80 km/h	14	14	14
by 81 to 100 km/h	18	18	18
by 101 to 120 km/h	24	24	24
by 121 km/h or more	30 or more	30 or more	30 or more

■ Excessive speeding

* For holders of a learner's licence, probationary licence or a driver's licence requiring the use of an alcohol ignition interlock device.



It pays to have a good driving record

Being a good driver is not only a safety issue, it can also save money. By maintaining a good driving record, you help make the roads safe and control the public insurance contribution costs that apply to your licence. Here are some details.

A universal insurance policy...

Québec's public automobile insurance plan, in effect since March 1, 1978, provides all Quebecers with compensation for bodily injuries they sustain in a motor vehicle accident, no matter where it occurs in the world and whether they are drivers, passengers, cyclists, motorcyclists or pedestrians. The plan is a universal no-fault scheme that compensates all victims regardless of who is responsible for the accident.

whose costs are based...


To cover the costs of this plan, all holders of a probationary licence, driver's licence and owners of road vehicles must pay an insurance contribution to obtain or renew their licence or registration.

on the assessment of risk...

Insurance rates are set on the basis of risk. This rule applies equally to automobile insurance, regardless of whether it is a public or private plan.

related to the vehicle...

Since the public insurance plan's inception, the rate schedule used by the SAAQ has aimed at imposing on each vehicle category its fair share of the costs of the plan.



... and to the driver

The insurance contribution charged a driver should correspond as closely as possible to the compensation disbursements that individual is likely to incur. SAAQ studies have established a clear link between an individual's driving record and the degree of accident risk. Persons who have several demerit points on record or whose licences were revoked as a result of driving-related offences under the *Criminal Code* represent a much greater risk on the public roadway than do other motorists. This is why their insurance contribution is higher.

However, more than 75% of drivers pay only the base contribution because they have had no demerit points entered on their driving record over the previous two years. The number of demerit points entered on a driver's record within 24 months prior to the licence renewal date is factored into the insurance contribution amount.

Your insurance policy...

... for bodily injury

Coverage for bodily injury sustained in a road accident is provided by Québec's public insurance plan.

Coverage for all Quebecers

The Québec public automobile insurance plan is based on four main principles:

- 1. Protection for all Quebecers, wherever they are**
All residents of Québec qualify for the protection offered by the public automobile insurance plan, regardless of where the accident occurs in the world. The plan provides compensation for injuries resulting from an accident involving an automobile, regardless of whether the person was a driver, a passenger, a pedestrian, a cyclist or riding a motorcycle.
- 2. No-fault compensation**
Since the plan's inception, Quebecers have been compensated for bodily injury sustained in an automobile accident, without it being necessary to determine liability.

As a result, civil lawsuits have been abolished and replaced by the right to compensation for all Quebecers. Nevertheless, anyone who drives dangerously or commits a traffic offence is still liable to prosecution.

3. Compensation for economic loss

SAAQ indemnity payments are mainly intended to compensate an accident victim for actual accident-related economic loss. This may take the form of an income replacement indemnity, or a lump sum for a delay in studies. The SAAQ also reimburses certain accident-related expenses such as the cost of prescription medication.

An accident victim left with aftereffects of injury may also qualify for a lump-sum indemnity, based on the severity of injuries.

4. Indexation of indemnities

To ensure that compensated victims maintain their purchasing power, the gross income amount which is used to calculate the income replacement indemnity is indexed every year on the anniversary date of the accident. All other amounts prescribed by the *Automobile Insurance Act* are indexed every year on the first of January.

Plan contributions

Driver's licence holders and owners of vehicles registered in Québec pay for the indemnities awarded through the public automobile insurance plan. These indemnities are paid directly from the contributions collected from the driver's licence and registration certificate issue and renewal fees.

... for mandatory liability insurance

The *Automobile Insurance Act* requires all owners of a motor vehicle operated in Québec to carry liability insurance of at least \$50,000. Policies providing this third-party coverage, covering property damage caused by the vehicle to another party, are offered by private insurance providers.

Under the *Highway Safety Code*, you must have the following documents with you whenever you drive:

- your driver's licence;
- the vehicle's registration certificate;
- the vehicle owner's proof of liability insurance coverage.

Consent of a Person Having Parental Authority

To be completed by the SAAQ

Date:	Année	Mois	Jour	
N.I.:				

This form must be completed and signed by the father, mother, or legal guardian of a minor applying for vehicle registration or a licence to drive.

I, the undersigned...

Father, mother or legal guardian

Last name:
First name:
Address:
If holder of a driver's licence, enter the licence number that appears on the licence:


...give my consent to the Société de l'assurance automobile du Québec to issue a licence to drive to:

Minor

Last name:				
First name:				
Date of birth:	Year	Month	Day	

Signature of the father, mother, or legal guardian:				
Date:	Year	Month	Day	







Protection of personal information

All information gathered by authorized Société de l'assurance automobile du Québec (société) personnel is handled confidentially. The Société requires this personal information to apply the *Automobile Insurance Act* and the *Highway Safety Code*. Under the *Act respecting Access to documents held by public bodies and the Protection of personal information*, it may be conveyed to Government departments or agencies, or used for statistical, survey, study, audit or investigative purposes. Failure to provide information can result in a refusal of service on the Société's part. Individuals may consult or correct any personal information concerning them held in Société records.

For more information, contact the Société's call centres or consult the Policy on Privacy on the Société Web site at www.saaq.gouv.qc.ca.



Road Test Checklist

Remember to bring the following with you to your road test:

- your learner's licence;
- your identity card issued by the SAAQ (if one was issued);
- one of the pieces of identification required on the day your learner's licence was issued;
- a new signed *Consent of a Person Having Parental Authority* form if you are under age 18;
- A duly completed certificate from a recognized driving school attesting that you successfully completed a driving course;
- a valid and signed registration certificate and proof of liability insurance for the vehicle you will be using for the road test. Check their expiry dates. The names of the vehicle owner and insured person must match, and the vehicle identification number must appear on both documents;
- payment for the test and fees for the licence sought;

The vehicle you will be using for the road test must be in good mechanical condition.

My road test appointment is:

on:

at:

For more information:

Web site

www.saaq.gouv.qc.ca

Telephone

- In Québec (city and vicinity): 418 643-7620
- In Montréal: 514 873-7620
- From elsewhere in Québec: 1 800 361-7620
(toll free, Québec, Canada, USA)

Société de l'assurance
automobile

Québec

